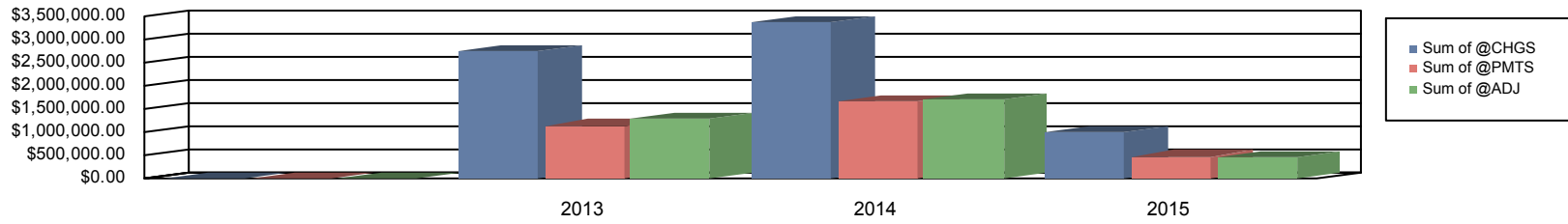


FISCAL YR OVER YR-BY GROUP

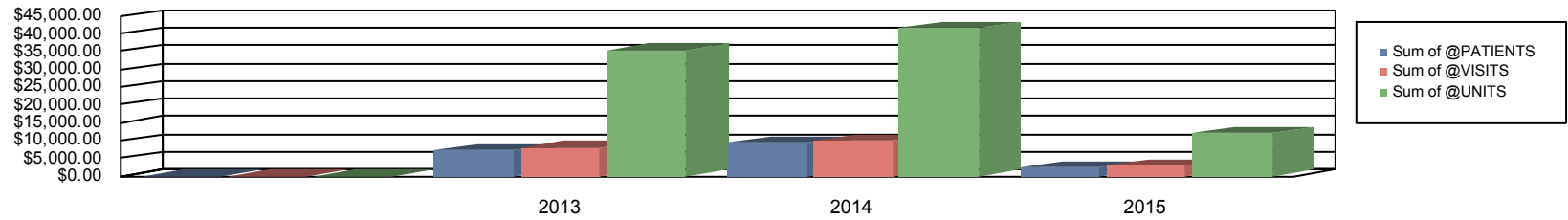
ABC HEALTH GROUP

	2013	2014	2015	Variance
Charges	2,748,222.93	3,391,988.87	1,020,191.46	-2,371,797.41
Payments	1,162,645.08	1,664,162.13	495,784.49	-1,168,377.64
Adjustments	1,306,465.12	1,707,867.58	476,909.14	-1,230,958.44
Net Transfer	0.00	0.00	0.00	0.00
Units	35435	41754	11973	-29,781
Patients	7386	9169	2547	-6,622
Visits	7994	9986	2730	-7,256
AR	279,112.73	19,959.16	47,497.83	27,538.67

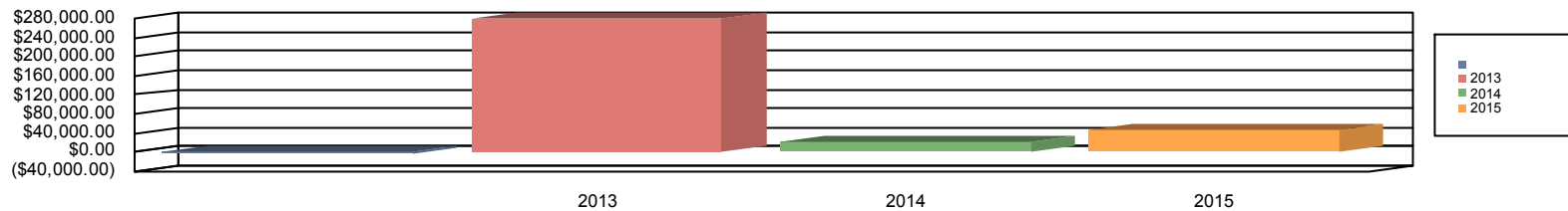
CHARGES, PAYMENTS, ADJUSTMENTS



PATIENTS, VISITS, UNITS



AR



* Indicates that the Variance cannot be calculated accurately. Didn't have the same billing periods in the previous year.

** Indicates that the Variance cannot be calculated accurately because there were no billing periods in the previous year